



**The Trusted Name in
Header Precision & Harvest Efficiency**



TABLE OF CONTENTS

1 — ABOUT US

2 — WHAT IS DUCK FOOT®?

3 — INCREASED CAPACITY

4 — TRUSTED AROUND THE WORLD

6 — TIME SAVINGS

7 — WHAT FARMERS ARE SAYING

8 — COMPATIBLE HEADERS

9 — NOTES

10 — DUCK FOOT® MODELS

12 — DUCK FOOT® FAQs

CONTACT US

www.duckfootparts.ca

509 44 St E, Saskatoon, SK S7K 0V9

For Sales Information: sales@duckfootparts.ca

For Product Support: info@duckfootparts.ca

Phone 1-83DUCKFEET (1-833-825-3338)



@duckfootpartsinc

**Find a Dealer or
Distributor near you!**



**Scan this QR Code
or visit duckfootparts.ca**

The Duck Foot® paddle tine is protected by issued and pending patents and industrial designs:

USD805561 | US10440890 | US11058054 | US 12342754 | CA178561 | CA190982 | CA2988241 | AU2017251739 | AU2017016526 | AU201916603

See Patents - <https://duckfootparts.ca/patents>

DUCK FOOT is a registered trademark of Duck Foot Parts Inc. in the US, CAN, AU, BR and WIPO.



ABOUT US

Our Mission is to connect this high-quality product to farmers around the world, sharing our knowledge, experience and providing excellent support.

Duck Foot® paddle tines are an award-winning farm innovation. Made in Canada the product is sold through extensive dealer and distribution networks domestically and internationally. Duck Foot® slip-over paddle tines include a unique clip system; they are designed to be a time-efficient and cost-effective solution. Available in four models to suit the majority of header brands, the Duck Foot® header solution has been field-tested in many crops and conditions globally with proven results to increase harvest efficiency.

In 2023, we opened the doors to DFP Manufacturing Inc. to provide quality injection molding in-house and in Saskatchewan.



Duck Foot Parts Inc. is focused on building strong relationships with its customers - farmers, dealers and distributors - providing responsive and superior customer service.

“Having been farmers ourselves, we share in the experience of our customers, and we take pride in offering a quality product to save time and money during harvest”

-Steve Kastning, Founder & President



MANUFACTURING Inc.
Quality Injection Molding

YOUR ONE STOP SHOP FOR
Injection Molding
OF ENGINEERED PLASTICS AND RUBBER

dfpmanufacturing.com

Visit Us at 509 44th Street East Saskatoon, SK S7K 0V9


WHAT IS DUCK FOOT®?

Duck Foot® paddle tines are patented aftermarket tines that slip over your existing combine tines using a secure clip system. With 47% more surface area than factory tines, they cut header loss by up to 75%, improve crop flow, and increase ground speed up to 20%—helping you harvest more grain per acre without replacing your header or slowing your harvest.

These made-in-Canada paddle tines clip into place in about 1 minute per foot, requiring no tools or complicated retrofits. Built from UV-stabilized, stress-tested resin, they're designed to withstand tough harvest conditions across multiple crops—from cereals to canola, lentils to soybeans—and fit all major header brands including Case, John Deere, MacDon, New Holland, and more.

Recommendations:

- ✓ Installed on every 2nd tine for headers with 6" spacing
- ✓ Installed on every 3rd tine for headers with 4" spacing
- ✓ Offset the installation for each consecutive batt
- ✓ Listen for the double click when installing the clip
- ✓ Adjust your reel pitch to a less aggressive setting
- ✓ Raise the reel height as needed
- ✓ Slow the reel speed down

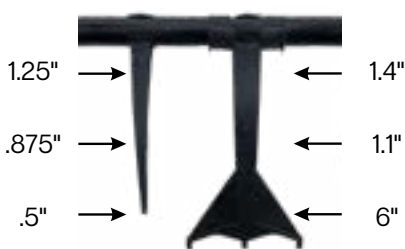


INCREASED CAPACITY, IMPROVED RESULTS

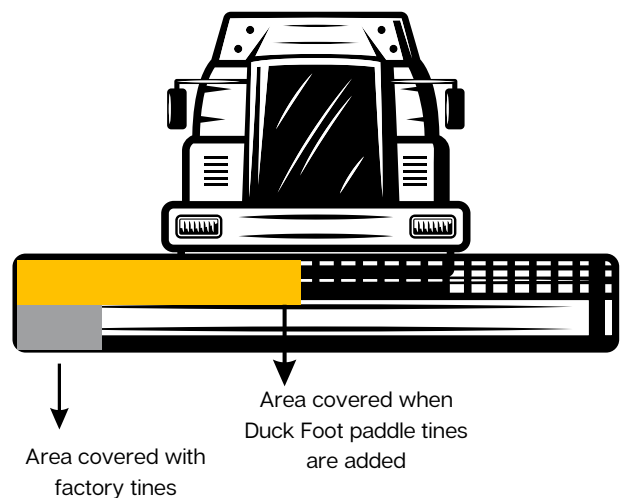
By adding Duck Foot® paddle tines to your header, you increase the surface area to pull crop onto the belt and into the combine by up to 47%.

Key Benefits:

- ✓ **Faster Harvest:** Up to 20% increase in ground speed means more acres covered daily with reduced fuel costs and shorter harvest windows
- ✓ **Maximum Yield Protection:** Up to 75% reduction in header losses keeps more grain in your bin where it belongs
- ✓ **Improved Crop Feeding:** 47% more surface area provides gentler crop handling with less damage, loss, and wrapping—even in downed conditions
- ✓ **Quick Installation:** Installs in approximately 1 minute per foot with no tools required—a 35' header is ready in 30 minutes or less
- ✓ **Built to Last:** Made in Saskatchewan from durable, UV-resistant resin; proven to handle 35,000+ acres with minimal wear across all crop types



The surface area of the factory tines on a 35' header is only 58.625" per batt (or 14% of the width of the header). Adding the Duck Foot® paddle tines increases the surface area by 198" per batt (47% of the width of the header) when added to every second tine.



Calculations & Assumptions:

Header used as example is John Deere 735FD, 35' = 420", each batt has approximately 67 tines at an average width of .875" which equals 58.625"; Duck Foot® paddle tines are 6" at widest point, adding to every second tine is 33 tines x 6" = 198" increase in width covered by the paddle tines.

Copyright 2026, Duck Foot Parts Inc., All Rights Reserved

See Patents - <https://duckfootparts.ca/patents>

Duck Foot is a registered trademark of Duck Foot Parts Inc.

TRUSTED BY FARMERS AROUND THE WORLD

Duck Foot Parts continues to test in crops and conditions all over the world. Our extensive network of Canadian dealers and international distributors is constantly growing, making Duck Foot paddle tines available to more farmers worldwide.



Duck Foot paddle tines have been used in:

- ✓ All Cereals
- ✓ Flax
- ✓ Peas
- ✓ Canary Seed
- ✓ Forage
- ✓ Rice
- ✓ Canola
- ✓ Barley
- ✓ Sorghum
- ✓ Chickpeas
- ✓ Lentils
- ✓ Soybeans
- ✓ Edible Beans
- ✓ Lupins
- ✓ Sunflowers



GERMANY



BRAZIL



CZECHIA



KAZAKHSTAN



USA



SOUTH AFRICA



UK



AUSTRALIA



Adding Duck Foot® paddle tines to your header, allows you to increase ground speed and reduce reel speed which reduces operating costs.

Harvest Time Using Factory Tines			
Header Width	Ground Speed (mph)	Acres/hour	Hours to combine 160 acres
35'	3.5	13.36	11.97
35'	4.5	17.18	9.31
35'	5.5	21	7.62
45'	3.5	17.18	9.31
45'	4.5	22.09	7.24
45'	5.5	27	5.93

By adding Duck Foot® paddle tines, ground speed can be increased by an average of 20%.

Harvest Time After Adding Duck Foot® Paddle Tines					
Header Width	New Ground Speed (mph)	New Acres/Hour	New Hours to Combine 160 acres	Hours Gained	Cost Reduction
35'	4.2	16.04	9.98	2.00	\$998.70
35'	5.4	20.62	7.76	1.55	\$776.31
35'	6.6	25.20	6.35	1.27	\$634.92
45'	4.2	20.62	7.76	1.55	\$776.31
45'	5.4	26.51	6.04	1.21	\$603.82
45'	6.6	32.40	4.94	0.99	\$493.83

Calculations & Assumptions:

1 hour of combining costs \$500; two common widths of combine headers are 35' and 45' and using common speeds of 3.5, 4.5 and 5.5 mph. Acres per hour calculation determined using calculator found at www.omnicalculator.com/biology/acres-per-hour; data gathered by DFP for increased ground speed averages to 28.68% increase, rounded down to 20% for conservative estimates.

Copyright 2026, Duck Foot Parts Inc., All Rights Reserved

See Patents - <https://duckfootparts.ca/patents>

Duck Foot is a registered trademark of Duck Foot Parts Inc.





WHAT FARMERS ARE SAYING

“Changing reel position and reel speed, we put the Duck Foot® on and we went 1km/hr quicker. That was in down barley, we really needed it. It helped 100%. If you pick it up better and you’re going quicker, it’s all savings for the farmer basically.”

Darren SOUTH AUSTRALIA

“We got duck feet here week ago and really happy with them so far we’ve used them in canola and barley. We could cut our crop a lot higher so we could leave a lot more stubble to catch snow and then gained close to 2 miles an hour of groundspeed because we weren’t bringing in so much straw. They definitely help sweep in the down crop better if you speed your reel up and you don’t have to have your fingers pitch nearly as much. So far we’ve been really happy with them.”

Brandon Dyck HANLEY, SASKATCHEWAN

“I bought duck feet last year for my MacDon FD2. The main reason to purchase was to use in lentils. Duck Foot helped clear the knife and pull them in. I also used them in hailed and laid down crops including wheat, durum and canola. Duck Foot really helped pick the crop up and put it on the deck. I loved them on my header.”

Josh Umscheid VULCAN, ALBERTA

“Love them Steve, got all 5 heads rigged out and ground speed increased for sure. We finished 13,000 acres of Soybeans. Honestly the whole crew agrees that we don’t care to harvest with MacDon headers without the duck feet. They’re staying on year round. Makes a night and day difference in wheat and beans. Duck feet are a must going forward. Every other tine is the way to go. All 5 heads had them on the whole time and never lost one! Thanks Steve!”

Jeff Heinle HEBRON, NORTH DAKOTA

“The Duck Foot made a big improvement feeding the combine more evenly in our barley.”

Terry Broderson CRAIK, SASKATCHEWAN

COMPATIBLE HEADERS



DF1MD (5 batt)

D
FD
FD1, FD2

DF3PT

974 (5 batt)
973 (5 batt)
972 (6 batt)



DF1MD (5 batt)

2142
2152
2162

DF2HC (6 batt)

1010 3020
1020 3025
2020 3030
2010 3035

DF3PT (6 batt)

3152 DH213 4F30 4R30
3162 DH253 4F40 4R35
4152 DH303 4F45 4R40
4162 DH363 4R45
DH403



JOHN DEERE

DF1MD (5 batt)

430
435
440

DF2HC (6 batt)

900/600
[RIGID/FLEX]
600 FD S#784,999
& BELOW

DF3PT (6 batt)

600 FD S#785,000
& ABOVE
700 FD
HDR, HDF, RDF



DF1MD (5 batt)

82C
83C
86C

DF2HC (6 batt)

71C 88C 740
72C 92C 971
73C 94C 973
74C

DF3PT (6 batt)

880CF
840CD



DF3PT (6 batt)



DF2HC (6 batt)

300 7000
400 7200
500 8000
700 8200
800 9250
5100



MASSEY FERGUSON

DF2HC (6 batt)

5100 8000 9750
5200 8200 9800
7000 9250 9850
7200 9700



DF2HC (6 batt)

Maxflex & Maxflo: 750 – 1200
G525 – 530
F525 – 530, F750, F900
S450 – 900

DF4CL (6 batt)

Convio



DF3PT (5 batt)

2020 & Up TruFlex &
TruFlex Razor Models



DF3PT (6 batt)

For a full list of compatible headers, scan this QR code:





DUCK FOOT® MODELS



DF1MD

- FD & D-series – 6” tine spacing
- FD1 & FD2 – 4” tine spacing - Install DF on every 3rd tine
- Reel pitch – Duck Foot® recommends setting a less aggressive reel pitch
- 5 Batt reels



Compatible Models:

- ✓ **Case:** 2142 ,2152, 2162
- ✓ **John Deere:** 430, 435, 440
- ✓ **MacDon:** D, FD, FD1, FD2
- ✓ **New Holland:** 82C, 83C, 86C



DF2HC

- This model fits Hart Carter reels
- 6” tine spacing, except for 1999 models & older
- When 4” spacing, place DF over every 3rd tine
- Reel pitch – Duck Foot® recommends setting a less aggressive reel pitch
- John Deere had a serial break in 2016, DF2 model fits Serial #784,999 & lower
- 6 Batt reels



Compatible Models:

- ✓ **AGCO:** 300, 400, 500, 700, 800, 5100, 7000, 7200, 8000, 8200, 9250
- ✓ **Case:** 1010, 1020, 2010, 2020, 3020, 3025, 3030, 3035
- ✓ **CLAAS:** Maxflex & Maxflo 750-1200, G525-530, F525-530, F750, F900, S450-900
- ✓ **John Deere:** 900/600 [Rigid/Flex], 600 FD (serial #784,999 and below)
- ✓ **Massey Ferguson:** 5100, 5200, 7000, 7200, 8000, 8200, 8250, 9700, 9750, 9800, 9850
- ✓ **New Holland:** 71C, 72C, 73C, 74C, 88C, 92C, 94C, 740, 971, 973



DF3PT

- 6" tine spacing
- Reel pitch – Duck Foot® recommends setting a less aggressive reel pitch
- John Deere had a serial break in 2016, DF3 model fits Serial #785,000 & above
- Clip installation on John Deere headers: Easiest with the solid face towards you, U cut-out facing combine
- Clip installation for all other header models – face the 'U' towards yourself
- 6 Batt reels [except Geringhoff is 5 Batt reel]



Compatible Models:

- ✓ **Case:** 3152, 3162, 4152, 4162, DH213, 253, 303, 363, 403, 4F30, 40, 45, 4R30, 35, 40, 45
- ✓ **Crary**
- ✓ **John Deere:** 600 FD serial #785,000 and above, 700FD, HDR, HDF, RDF
- ✓ **Geringhoff:** 2020 and up Truflex Razor Models
- ✓ **GTS do BRASIL**
- ✓ **MacDon:** 974 (5 batt), 973 (5 batt), 972 (6 batt)
- ✓ **New Holland:** 880CF, 840CD



DF4CL

- 6" tine spacing
- Reel pitch – same as above
- Fits 2017 and newer Claas Convio headers
- 6 Batt reels



Compatible Model:

- ✓ **CLAAS:** Convio

DF5 Coming Soon!

For the most up to date tips and installation information, please visit our YouTube page.



Scan this QR Code





FAQs

How long does installation take?

About 1 minute per foot; a two-person team can fit a 35' header in roughly 30 minutes.

Do I need to install them across the entire header?

Yes, Duck Foot® paddle tines are sold as a complete header kit. The kit includes 1 paddle tine per 12 inches (this is usually every 2nd tine but can be every 3rd tine on headers with tighter finger spacing). This provides even distribution across the header and results in optimal crop flow.

How do they stay on during tough harvest conditions?

The patented Duck Foot® clip system is designed to hold securely in tough field conditions.

Do they improve combine feeding?

Yes. They help maintain steady crop flow, reducing wad feeding and improving threshing efficiency.

Do Duck Foot® paddle tines reduce header loss?

Yes, field-tested to reduce header losses up to 75% depending on crop and conditions.

How do they work in heavy or dense crops?

We have tested them in high-yield crops and they have shown benefits by increasing ground speed and reducing header loss. For example, a 180 bu/acre wheat crop in Germany showed a 18% increase in ground speed.

Are there any crops or conditions where they aren't ideal?

They test well in most conditions. If needed, they can be quickly removed and reinstalled within minutes.

How do I know how many tines I need for my combine header?

Duck Foot® paddle tines are sold in header kits. Your local dealer will have the order information to ensure you get the correct number and model of paddle tines based on your header make, model and size. Each header kit includes some extra tines as well.

Where can I buy Duck Foot® paddle tines?

Through our authorized Dealer Network (within Canada) and Dealer/Distribution Network (outside of Canada) listed on the website's "Find a Dealer" page.

YOUR ONE STOP SHOP FOR

Injection Molding

OF ENGINEERED
PLASTICS AND RUBBER



MANUFACTURING Inc.
Quality Injection Molding

Let's turn your **idea**
into a **product**

We can help you with design concept, 3D printing of your design (before going into production of tooling), choosing the best plastic for your application, tooling design, procurement and of course low to high volume production runs. We also offer assembly, final packaging and shipping as per our clients needs.

If you have current tooling and product and would like a free no obligation quote on production parts please feel free to contact Steve for further details.

Starting out with a range of injection molding machines from 200 ton to 400 ton, Maquire Low Pressure Dryers and a variety of auxiliary equipment to compliment our injection molding machines, we have the capability to run 24 hours a day 7 days a week. DFP has the experience and equipment to meet your production goals.

306-725-7554

steve@duckfootparts.ca

509 44th Street East, Saskatoon, SK S7K 0V9

dfpmanufacturing.com



1-83DUCKFEET (1-833-825-3338)

duckfootparts.ca

509 44 St E, Saskatoon, SK S7K 0V9



@duckfootpartsinc